

Description

Single pole high performance thermal-magnetic circuit breaker, with tease-free, trip-free, snap action mechanism and push/pull on/off actuation (M-type TM CBE to EN 60934). An indicator band on the push button clearly shows the tripped/off position. Threadneck panel mounted in tracked vehicle and aircraft/general purpose versions, with optional fast acting magnetic characteristics and auxiliary contacts.

Typical applications

Extra low voltage wiring systems on all types of vehicle for land, sea and air; defence equipment; battery powered machines.

Ordering information

Type No.

452 standard delay curve

452-2 fast trip curve

Terminal design

K14 screw terminals M6

K34 screw terminals M6, reinforced

Version

FN2 vehicle application

LN2 aircraft/general application

Auxiliary contacts

(blank) without auxiliary contacts

S1 with auxiliary contact
(connector EN 3155-016M2018 (NC))

S5 as S1, but with polarized auxiliary contact (NC)

Current ratings

50...100 A


452 - K14 - LN2 - S1 - 80 A ordering example

Standard current ratings and typical volt drop values

Current rating (A)	Volt drop (mV)	Current rating (A)	Volt drop (mV)
50	90	80	92
60	85	90	100
70	85	100	100
75	90		

Approvals (without auxiliary contacts)

Authority	Voltage ratings	Current ratings
VG 95345, part 17	DC 28 V	60...100 A
QPL, Canada	DC 28 V	60...100 A
QPL, Sweden	DC 28 V	60...100 A (452-K34-FN)
UL	DC 28 V; DC 72 V	50...125 A



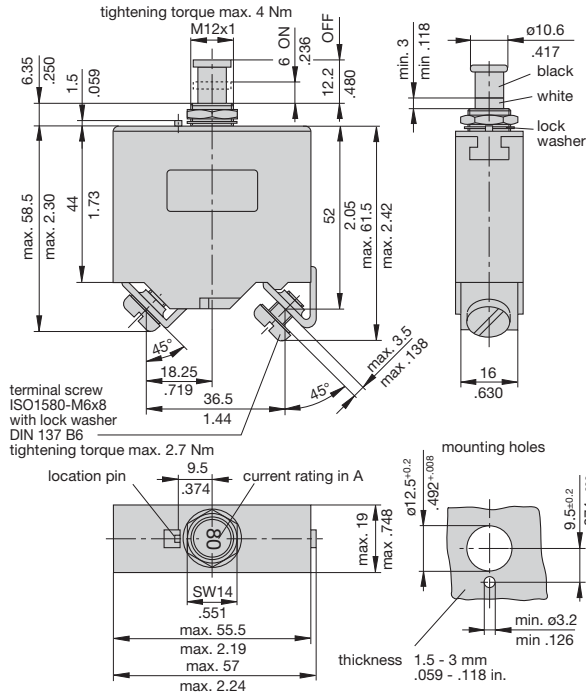
without auxiliary contacts **452-...** with auxiliary contacts

Technical data

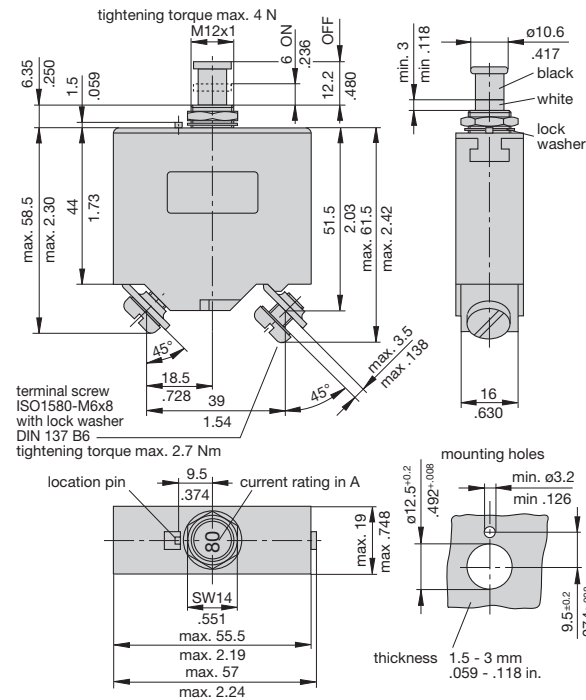
Voltage rating	DC 28 V	
Current rating range	50...100 A	
Auxiliary circuit	0.5 A, DC 28 V	
Typical life	2,500 operations at I_N	
Ambient temperature	-55...+75 °C (-67...+167 °F)	
Insulation co-ordination (IEC 60664 and 60664A)	rated impulse withstand voltage 1.5 kV	pollution degree 3
Dielectric strength (IEC 60664 and 60664A)	test voltage AC 1,500 V	operating area
Insulation resistance	> 100 MΩ (DC 500 V)	
Interrupting capacity I_{cn}	6,000 A	
Degree of protection (IEC 60529/DIN 40050)	operating area IP40 terminal area IP00	
Vibration	10 g (55-2000 Hz), ± 0.76 mm (10-55 Hz) to VG 95210, sheet 19, IEC 60068-2-6, test Fc	
Shock	50 g (11 ms) to VG 95210, sheet 28, IEC 60068-2-27, test Ea	
Corrosion	96 hours at 5 % salt mist to VG 95210, sheet 2, IEC 60068-2-11, test Ka	
Humidity	240 hours at 95 % RH to VG 95210, sheet 7, IEC 60068-2-3, test C	
Explosion	to VG 95210, sheet 10, MIL-STD-202, meth. 109	
Mass	approx. 122 g without auxiliary contact approx. 126 g with auxiliary contact	

Dimensions 452-K...-...

452-K34-FN2 (VG 95345 T17)

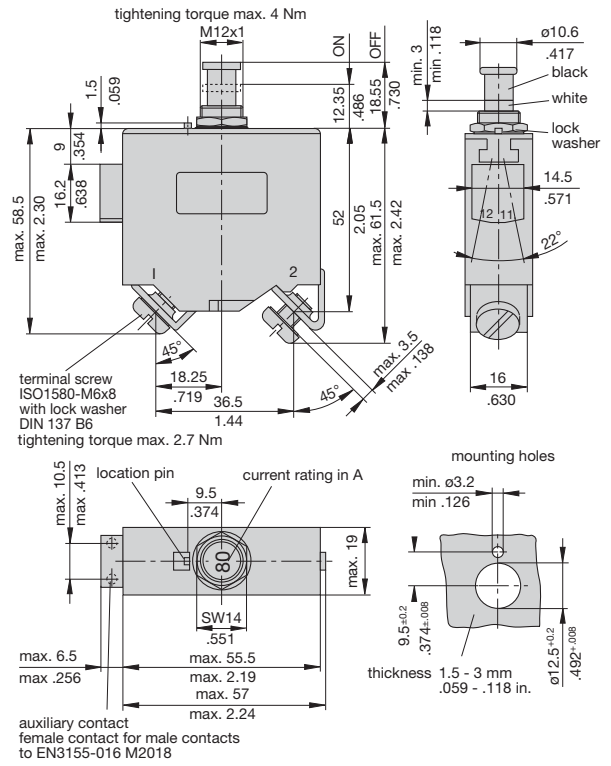


452-K14-LN2 (VG 95345 T17)

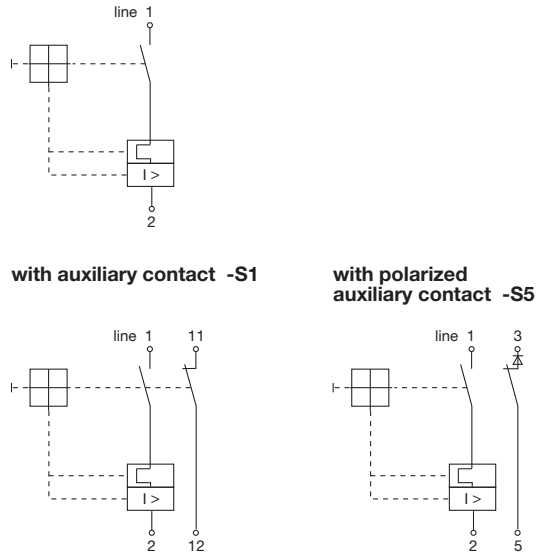


Dimensions 452-K...-S.

**452-K34-LN2-S1 (VG 95345 T17)
452-K34-LN2-S5**



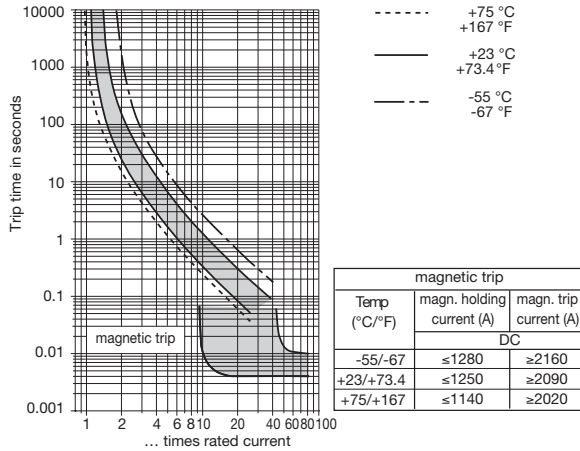
Internal connection diagram



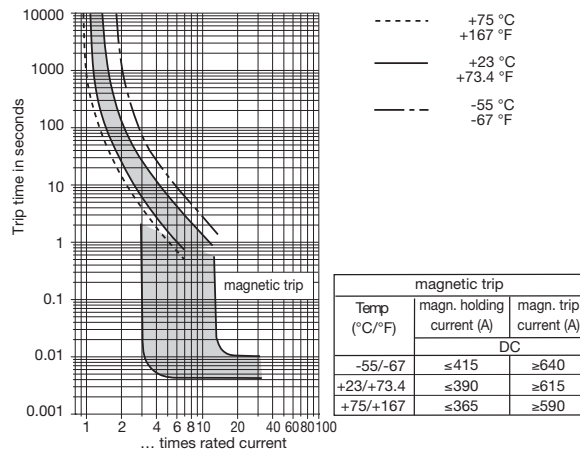
This is a metric design and millimeter dimensions take precedence ($\frac{mm}{inch}$)

Typical time/current characteristics

452-... (standard delay)



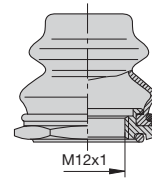
452-2-... (fast trip)



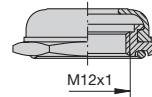
Characteristic curves for AC to special order.

Accessories (approved to VG 95345, part 23)

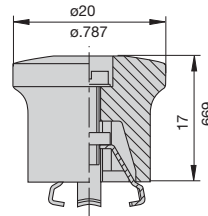
Splash cover/hex nut assembly with O ring (IP66 and IP67)
X 200 801 08 nickel plated nut, transparent cover
X 200 801 03 matt black finish nut, black cover



Splash cover/hex nut assembly with O ring (IP54)
X 200 802 01 nickel plated nut
X 200 802 02 matt black finish nut



Actuator extension (black)
 to be fitted on the push button
X 200 803 01

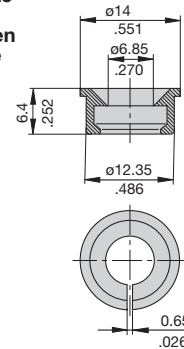


4

Accessories

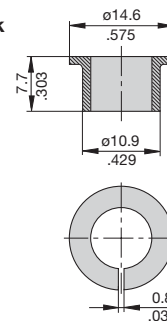
Identification collar to be snapped on the push button

- Y 307 004 01 black**
- Y 307 004 02 white**
- Y 307 004 03 red**
- Y 307 004 04 green**
- Y 307 004 05 blue**



Lock out ring to block the push button in OFF position

- Y 307 005 01 red**
- Y 307 005 02 black**



This is a metric design and millimeter dimensions take precedence ($\frac{mm}{inch}$)

All dimensions without tolerances are for reference only. In the interest of improved design, performance and cost effectiveness the right to make changes in these specifications without notice is reserved. Product markings may not be exactly as the ordering codes. Errors and omissions excepted.