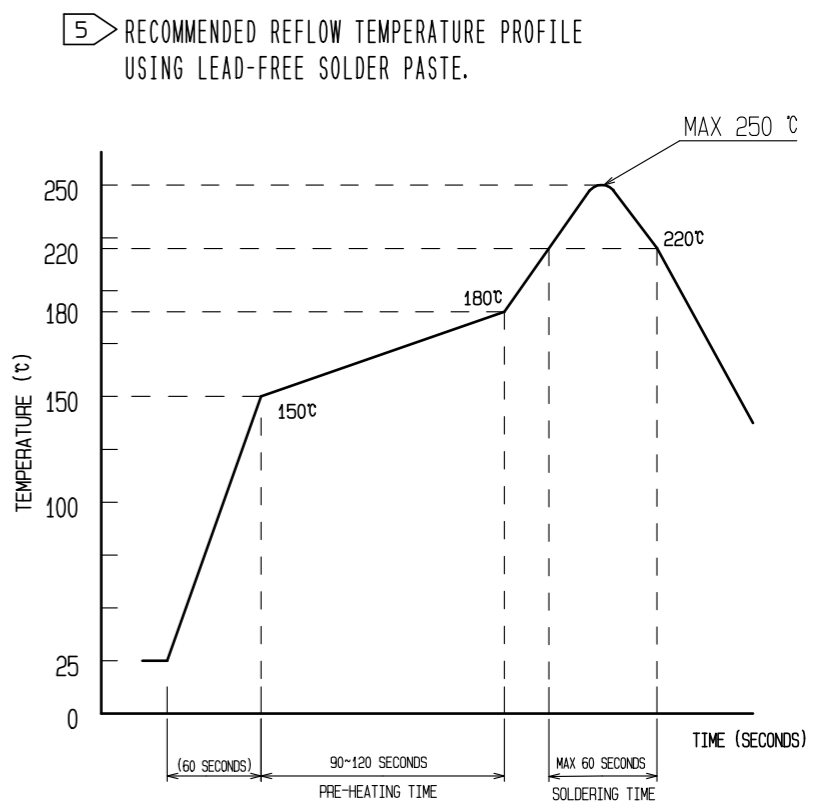


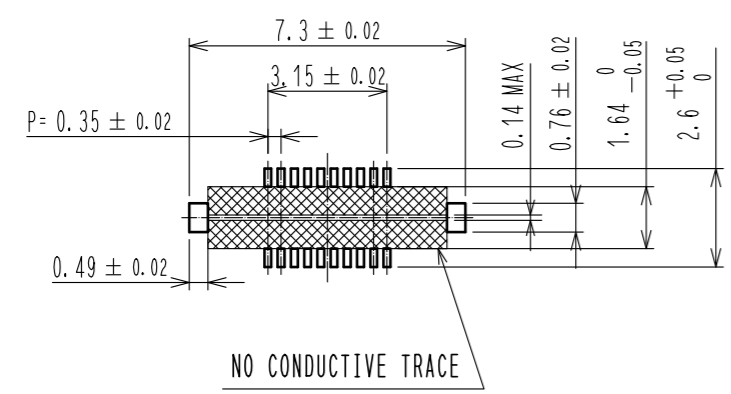
NOTE 1 . ALL LEAD CO-PLANARITY SHALL BE 0.08mm MAX.
 2 CONTACT PLATING SPECIFICATIONS
 CONTACT AREA : GOLD 0.05 μm MIN
 SMT LEAD : GOLD 0.05 μm MIN
 UNDER PLATING : NICKEL 1 μm MIN
 (SURFACE : SEALING)
 3 A PART OF THE WALL COULD BE NOTCHED.
 4 HRS MARK AND CAV No. ARE INDICATED IN APPROX. POSITION SHOWN.



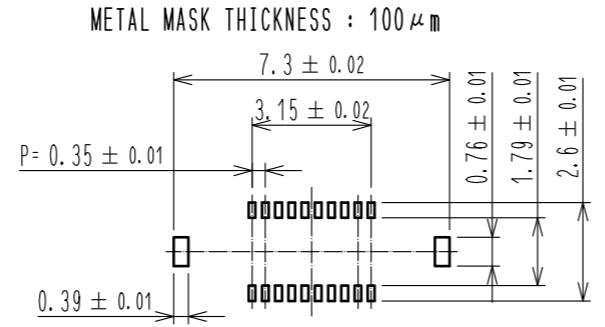
REFLOW METHOD: IR REFLOW
 NUMBER OF REFLOW CYCLES: 2 CYCLES MAX.
 1) REFLOW TIME
 DURATION ABOVE 220°C, 60 SEC MAX.
 (PEAK TEMPERATURE: 250°C MAX)
 2) PRE-HEAT TIME
 PRE-HEAT TEMPERATURE(MIN): 150°C
 PRE-HEAT TEMPERATURE(MAX): 180°C
 PRE-HEAT TIME: 90-120 SEC.

5 THIS TEMPERATURE PROFILE IS PER THE CONDITIONS SHOWN ABOVE. ADDITIONAL FACTORS, SUCH AS SOLDER PASTE TYPE, PCB SIZE AND OTHER MOUNTED COMPONENTS COULD AFFECT THE PROFILE. THEREFORE, A THOROUGH EVALUATION OF MOUNTING COONDITION IS REQUIRED PRIOR TO PRODUCTION. TEPERATURE IS MEASURED AT CONTACT LEAD.
 6. PLEASE CONTACT US IN CASE YOU WILL MAKE DIFFERENT SETTINGS FROM OUR RECOMMENDATION.

◆ RECOMMENDED PCB LAYOUT



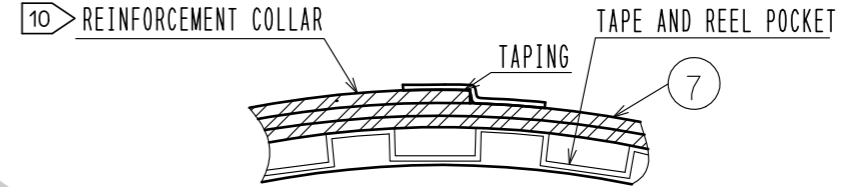
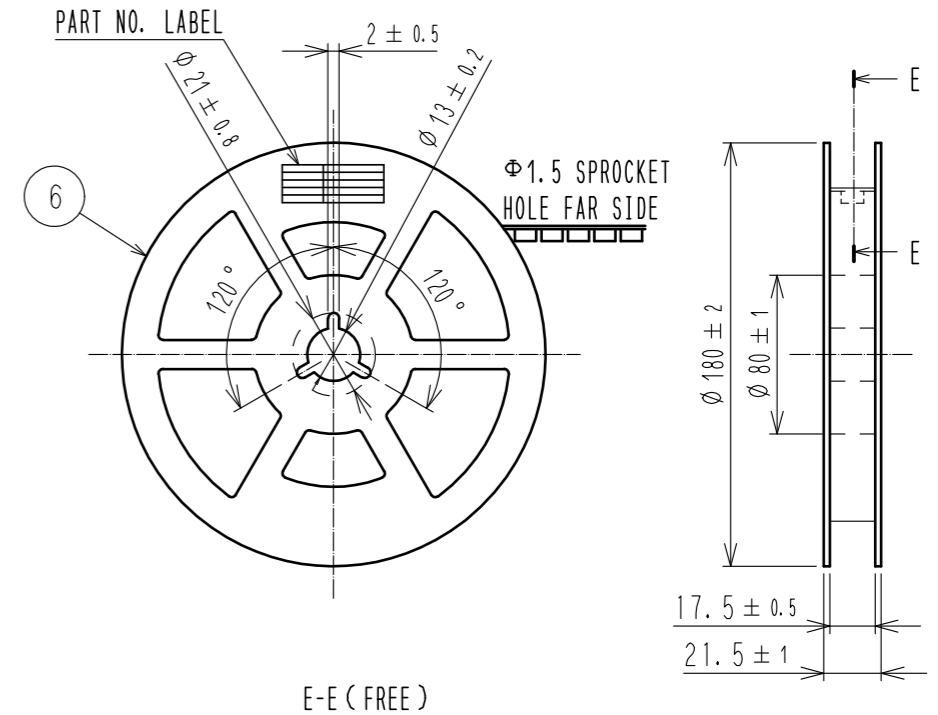
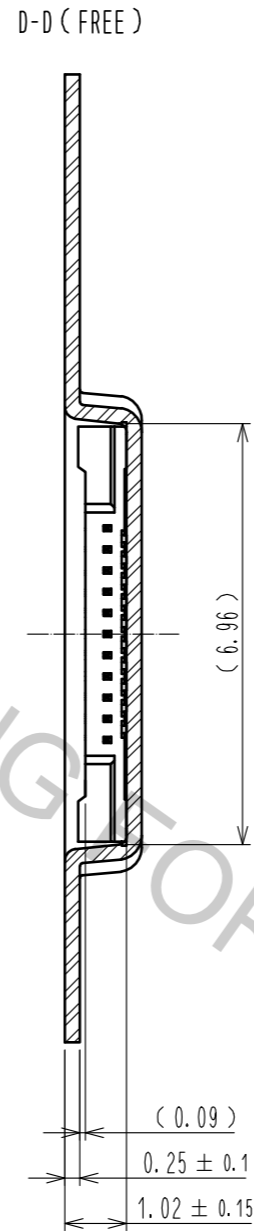
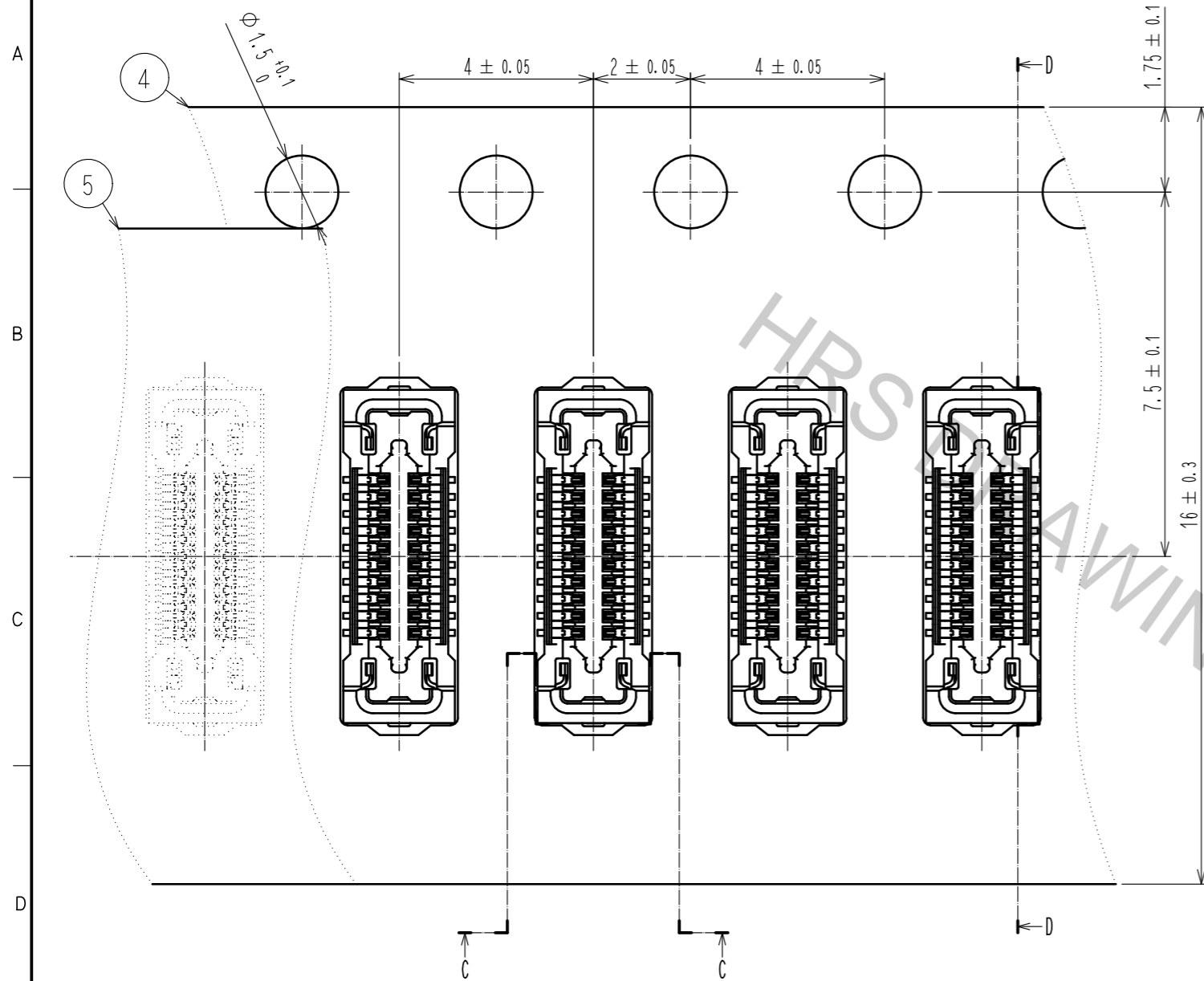
◆ RECOMMENDED METAL MASK DIMENSIONS



4	PS	CLEAR(EMBOSSED CARRIER TAPE)						
3	COPPER ALLOY	2	7	PS	CLEAR (REINFORCEMENT COLLAR)			
2	PHOSPHOR BRONZE	2	6	PS	BLACK (PLASTIC REEL)			
1	LCP	UL94 V-0, BLACK	5	POLYESTER	CLEAR (COVER TAPE)			
NO.	MATERIAL	FINISH . REMARKS	NO.	MATERIAL	FINISH . REMARKS			
UNITS	mm	SCALE	10 : 1	COUNT	DESCRIPTION OF REVISIONS	DESIGNED	CHECKED	DATE
HIROSE ELECTRIC CO., LTD.		APPROVED : MO. ISHIDA	15.12.14	DRAWING NO.	EDC-352684-53-01			
		CHECED : TS. MIYAZAKI	15.12.14	PART NO.	BM24-20DS/2-0.35V(53)			
		DESIGNED : NY. YAMASHIRO	15.12.14	CODE NO.	CL677-2004-7-53			
		DRAWN : KR. AJITO	15.12.11					

EMBOSSED CARRIER TAPE PACKAGING (FREE)

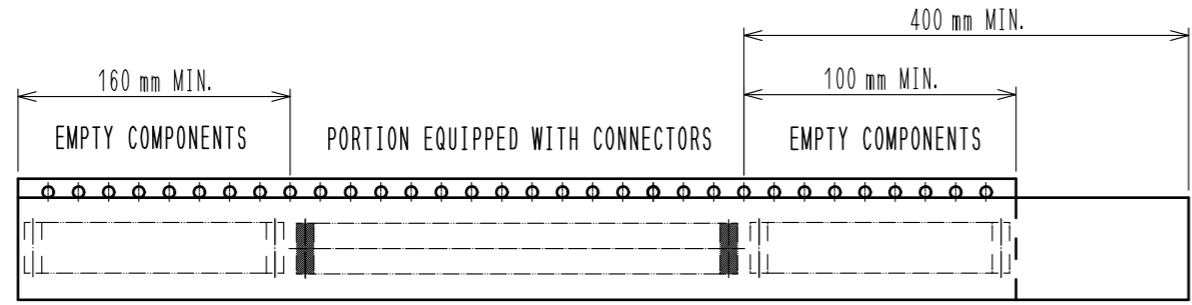

STYLE AND DIMENTION OF REEL (FREE)



DETAIL OF PART NO. LABEL

製造年月日	** ** *
製品コード	CL0677-2004-7(53)
製品名	BM24-20DS/2-0.35V(53)
数量	1,000
納入者	ヒロセ電機(株)

DATA OF MANUFACTURED
CODE NO.
PART NO.
QUANTITY
SUPPLIER



9 TAPING(FREE)

- 7 . PER REEL 1,000 CONNECTORS.
- 8 . THE DIMENSIONS IN PARENTHESES ARE FOR REFERENCE.
- 9 . REFER TO JIS C 0806, IEC 60286-3(PACKAGING OF COMPONENTS FOR AUTOMATIC HANDLING)
- 10 . AFTER PACKAGING, ROLL 2 METERS OF THE REINFORCEMENT COLLAR TO OUTER CIRCUMFERENCE OF TAPE AND REEL POCKET. AND TAPE DOWN AT THE END THE COLLAR.

HRS	DRAWING NO.	EDC-352684-53-01
	PART NO.	BM24-20DS/2-0.35V(53)
	CODE NO.	CL677-2004-7-53
		2/2