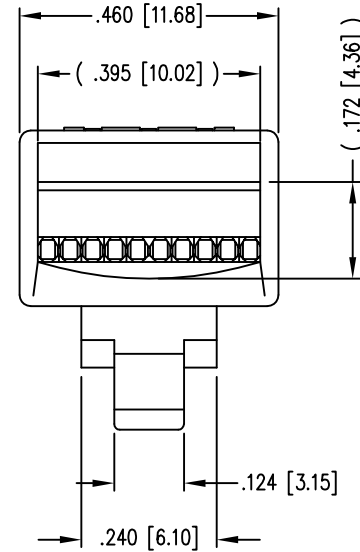
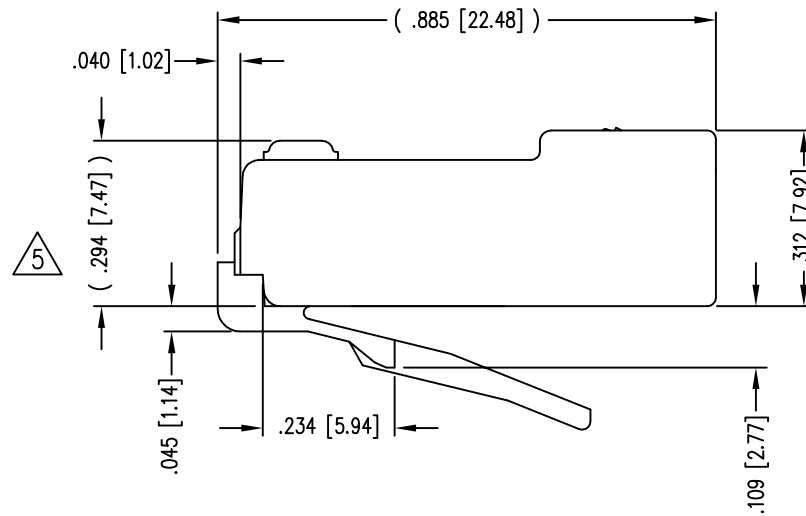
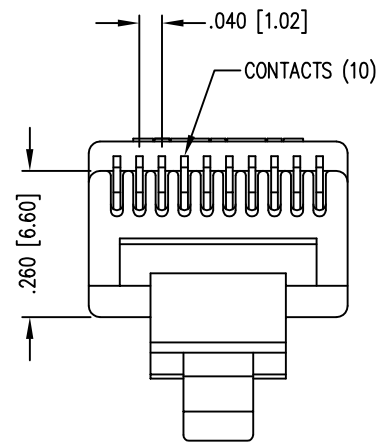
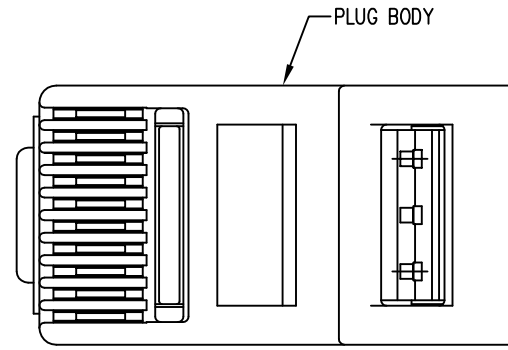


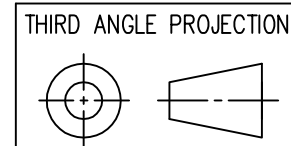
DATE	REV	ECN	APP'D. BY
5-27-05	B0	7122	RGC
1-16-06	B1	7440	JM
5-22-12	B2	9472	SMN
1-5-15	B3	10166	TRM



- NOTES:
- 1- MATERIALS:
 PLUG BODY: POLYCARBONATE, UL 94-V0, CLEAR
 CONTACTS: PHOSPHOR BRONZE, SELECTIVE GOLD PLATING
 - 2- CONTACTS TERMINATE SOLID OR STRANDED CONDUCTORS UP TO .037 [0.94] OUTSIDE DIAMETER OF INSULATION.
 - 3- FOR PRODUCT SPECIFICATION SEE PRO26-01.
 - 4- TOLERANCES COMPLY WITH F.C.C. DIMENSION REQUIREMENTS.
 - 5 TERMINATED PLUG HEIGHT: .237 [6.02] ± .005 [0.13]

BAG OF 25	50 MICRO-INCHES [1.27um]	940-SP-301010R-B25
BULK	50 MICRO-INCHES [1.27um]	940-SP-301010R
PACKAGE	CONTACT PLATING IN MATING AREA	PART NUMBER

REV. 10/29/02



11118 Susquehanna Trail South
 Glen Rock, PA 17327-9199
 (717) 235-7512
<http://www.stewartconnector.com>

DO NOT SCALE DRAWING
 DRAWING IS SUBJECT TO
 CHANGE WITHOUT NOTICE

TITLE: TEN CONDUCTOR/TEN POSITION LINE CORD MODULE
 WITH RADIAL BACK; COLOR: CLEAR

DIMENSIONS: INCHES [METRIC]
 UNLESS OTHERWISE SPECIFIED
 TOLERANCES ARE ±.005 [0.13]
 ANGLES ARE ± 1°

THIS DRAWING AND THE SUBJECT MATTER SHOWN THEREON ARE
 CONFIDENTIAL AND THE PROPRIETARY PROPERTY OF STEWART CONNECTOR
 AND SHALL NOT BE REPRODUCED, COPIED, OR USED IN ANY MANNER WITHOUT
 PRIOR WRITTEN CONSENT OF STEWART CONNECTOR. THIS PRODUCT
 MAY BE PROTECTED BY ONE OR MORE OF THE FOLLOWING US PATENTS:
 5628647 6402559 6409535 6524128
 7753717 8033863
 OTHER PATENTS MAY BE PENDING.

DRN BY: SAR DATE 1-21-03
 APPD BY: RGC DATE 2-7-03
 DWG NO. CT300094 REV. B3

SHEET NO. 1 OF 1

